



**B-FREE** TECHNOLOGY LTD  
必飛科技有限公司



內容  
CONTENT

1

關於我們 WHO WE ARE  
致力改善無障礙生活

**AIM AT IMPROVING HUMAN ACCESSIBILITY**

2

必飛越野號 B-FREE RANGER  
創新全地形智能車

**INNOVATIVE ALL TERRAIN SMART MOBILITY**

3

必飛閃電號 B-FREE FLASH  
創新小巧功能智能車

**INNOVATIVE COMPACT SMART MOBILITY**

3

必飛雙閃號 B-FREE DOUBLE FLASH  
創新小巧功能遙控智能車

**INNOVATIVE COMPACT REMOTE CONTROL  
SMART MOBILITY**

## 關於我們 WHO WE ARE



### 我們是香港初創企業

專注於改善殘疾人和老年人的生活，利用我們的專利技術為全世界的殘疾人和老年人設計和開發高品質的全地形智能移動解決方案。

### WE ARE A START-UP COMPANY

Focus on improving people with disabilities and elderlies' lives by using our patented technology to design and develop high quality all terrain smart mobility solutions for people with disabilities & elderlies all over the world.

必飛越野號

B-FREE RANGER



# 必飛越野號 B-FREE RANGER



創新全地形智能車  
INNOVATIVE ALL TERRAIN

智慧移動  
SMART MOBILITY

我們的專利履帶設計實現牢固抓  
著力及高安全系數

Our patented pedrail is designed to  
firmly grip & safely maneuver

四種操控模式

4 MODES EQUIPPED

平路模式 FLAT MODE

模式 1  
MODE 1

崎嶇模式 SUV MODE

模式 2  
MODE 2

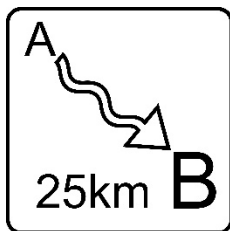
攀梯模式 STAIR MODE

模式 3  
MODE 3

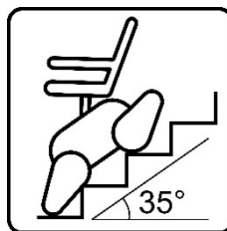
特斜模式 STEEP MODE

模式 4  
MODE 4

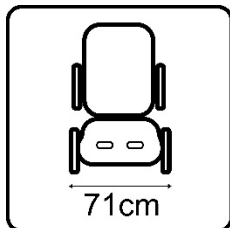
# 必飛越野號規格表 B-FREE RANGER SPECIFICATION



續航  
DURATION



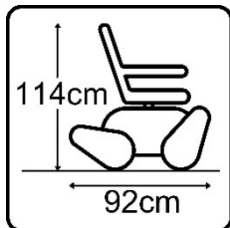
梯級\* STAIRS  
斜度 INCLINATION




寬度 WIDTH



最大爬坡度（前向）  
MAXIMUM SLOPE  
INCLINATION  
(UPWARD FACING)



高度及長度  
HEIGHT &  
LENGTH



最大落坡度（前向）  
MAXIMUM SLOPE  
INCLINATION  
(BACKWARD FACING)

\* 需配合樓梯表面/建築狀況 Depends on surface condition


# 必飛越野號規格表 B-FREE RANGER SPECIFICATION



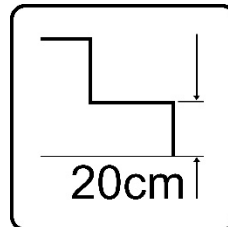
最高速度  
SPEED



過縫  
GAP



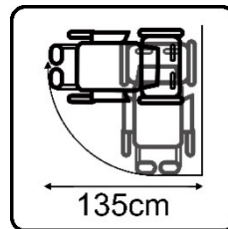
邊坡  
SIDE SLOPE



最大梯級高度\*  
MAX HEIGHT



障礙  
OBSTACLE



轉角  
CORNER TURN

\* 需配合樓梯表面/建築狀況 Depends on surface condition



必飛閃電號

B-FREE FLASH

Performance Centre  
en: Simulator Zone  
Restaurant





# 必飛閃電號規格表 B-FREE FLASH SPECIFICATION



創新小巧功能智能車  
INNOVATIVE COMPACT

智能移動  
SMART MOBILITY

專利履帶移動結構性  
PATENTED PEDRAIL  
MOBILITY MECHANISM

二種操控模式  
2 MODES EQUIPPED

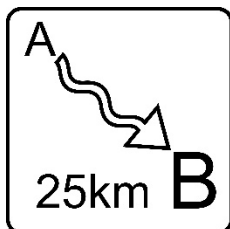
平路模式 FLAT MODE

模式  
MODE 1

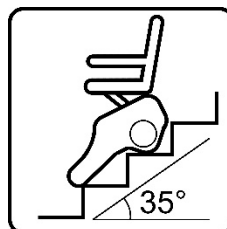
攀梯模式 STAIR MODE

模式  
MODE 2

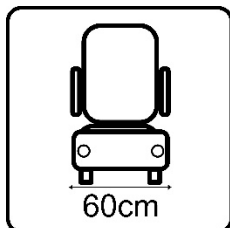
# 必飛閃電號規格表 B-FREE FLASH SPECIFICATION



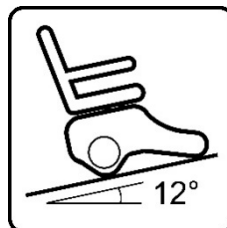
續航  
DURATION



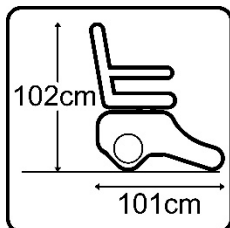
梯級\* STAIRS  
斜度 INCLINATION



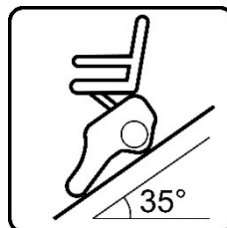
寬度 WIDTH



最大爬坡度（前向）  
MAXIMUM SLOPE  
INCLINATION  
(UPWARD FACING)



高度及長度  
HEIGHT &  
LENGTH



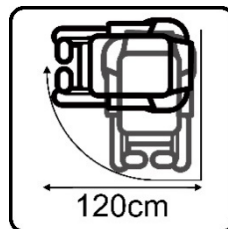
最大落坡度（前向）  
MAXIMUM SLOPE  
INCLINATION  
(BACKWARD FACING)

\* 需配合樓梯表面/建築狀況 Depends on surface condition

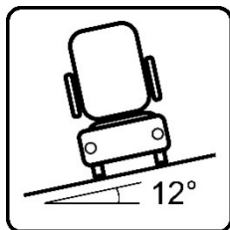
# 必飛閃電號規格表 B-FREE FLASH SPECIFICATION



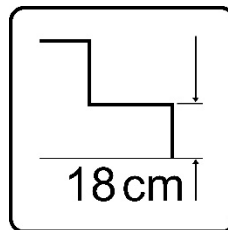
最高速度  
SPEED



轉角  
CORNER TURN



邊坡  
SIDE SLOPE



最大梯級高度\*  
MAX HEIGHT

\* 需配合樓梯表面/建築狀況 Depends on surface condition

必飛雙閃電號

B-FREE

DOUBLE FLASH



# 必飛雙閃號規格表 DOUBLE FLASH SPECIFICATION



創新小巧遙控智能車  
INNOVATIVE COMPACT

遙控智能移動  
REMOTE CONTROL  
SMART MOBILITY

專利履帶移動結構性  
PATENTED PEDRAIL  
MOBILITY MECHANISM

二種操控模式  
2 MODES EQUIPPED

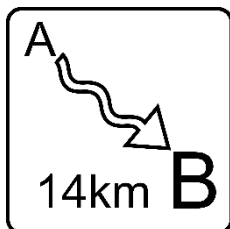
平路模式 FLAT MODE

模式  
MODE 1

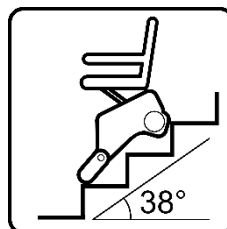
攀梯模式 STAIR MODE

模式  
MODE 2

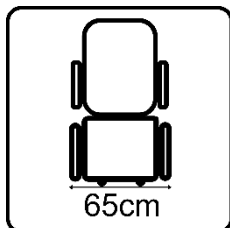
# 必飛雙閃號規格表 DOUBLE FLASH SPECIFICATION



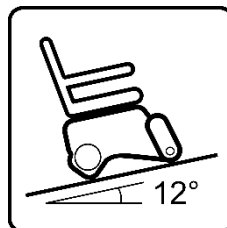
續航  
DURATION



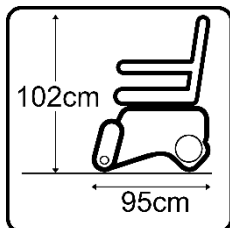
梯級\* STAIRS  
斜度 INCLINATION



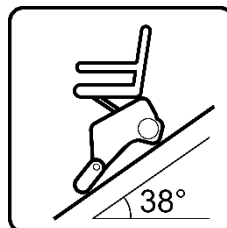
寬度 WIDTH



最大爬坡度（前向）  
MAXIMUM SLOPE  
INCLINATION  
(UPWARD FACING)



高度及長度  
HEIGHT &  
LENGTH



最大爬坡度（後向）  
MAXIMUM SLOPE  
INCLINATION  
(BACKWARD FACING)

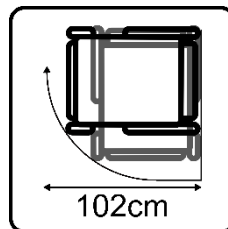
\* 需配合樓梯表面/建築狀況 Depends on surface condition

# 必飛閃電號規格表 B-FREE FLASH SPECIFICATION



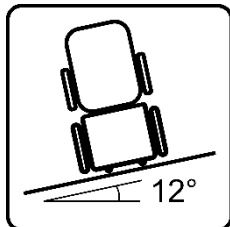
最高速度  
SPEED

3km/hr



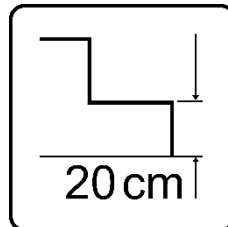
轉角  
CORNER TURN

102cm




邊坡  
SIDE SLOPE

12°



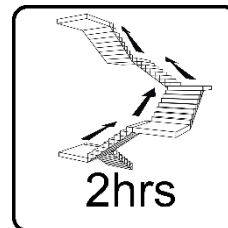
最大梯級高度\*  
MAX HEIGHT

20cm



最高載重  
MAX LOAD

100kg



持續上梯  
CLIMBING UP  
DURATION


2hrs

\* 需配合樓梯表面/建築狀況 Depends on surface condition


# 必飛閃電號規格表 B-FREE FLASH SPECIFICATION




攀梯模式  
者身長度  
LENGTH  
CLIMBING MODE



充電時長  
CHARGING TIME



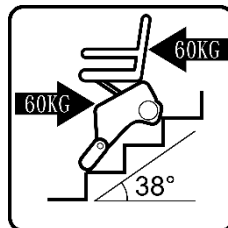
越障高度  
OVER OBSTACLE



淨重  
NET WEIGHT



遙控距離  
REMOTE CONTROL  
DISTANCE



拉力承受  
TENSION



與我聯繫 CONNECT WITH US



謝謝

THANKS

